

AVT® EZ VALVE®

4" to 14" data sheet



**Advanced Valve
Technologies**

www.AVTFittings.com

Sales@AVTFittings.com

AVT EZ VALVE 4" TO 14"

The award-winning AVT EZ Valve is the best choice for emergency repairs and the smartest solution for planned and emergency pipeline maintenance on 4" to 14" diameter lines.

This inline insertion valve can be installed on horizontal or vertical lines and requires a single excavation; so fixing a line is fast, with fewer disruptions to businesses and residents and less cost and risk for owners and operators. Even on pipe diameters from 4" to 14" these valves normally can be installed in about four hours.

Ranked among the industry's most innovative solutions, the light and compact AVT EZ Valve is designed with a built-in isolation gate that allows the valve to be installed under pressure, a design feature that permits flow through the line while the repair is being made. It is durable, reliable, and certified to industry standards.




BENEFITS & VALUES:

- No water shutoff required during installation
- No service interruption
- No fines for water shutoff
- No boil orders
- No customer notices
- No risk of plugging the line with a cut coupon
- No loss of pipe integrity
- Four times quicker to install than other valves on the market
- Only one excavation required for water line repair

APPLICATIONS:

- Municipal water networks
- Transmission and distribution lines
- Wastewater treatment plants
- Sewer force main
- Refining and petrochemical plants
- Offshore applications
- Commercial buildings / isolation
- High-rise buildings
- Multiple occupancy buildings
- Industrial process piping
- Ground storage tank isolation



FEATURES

DESIGN

- Unique, patented technology
- Low profile design
- Ductile iron castings
- Integrated isolation valve
- Patented gaskets which conform to irregular pipe geometries and sizes
- Size 4" to 14"

INSTALLATION

- Can be installed on all common pipe materials
- Installs at any angle
- Valve bonnet can be removed after a repair or remain in place as a permanent functioning valve

SAFETY

- Approved epoxy resin coated
- Stainless steel fasteners for secure positioning
- Working pressure of 250 PSI, (17 Bar) - Tested Pressure to 375 PSI (26 Bar)
- EZ Valve Components are WRAS Certified, meet AWWA C-509/C515 standards and UL Classified to NSF/ANSI Standard 61, Drinking Water System Components - Health Effects

INSTALL PROCESS

1

Prepare Insertion Site

Prepare insertion site by lubricating the gasket and contact areas



2

Lubricate Gasket Sets & Channels

Lubricate gasket sets and gasket channels in casting bodies



3

Assemble Ductile Iron Castings

Assemble ductile iron castings with ductile iron fasteners to accept a pressure test and temporarily allow rotation for milling



4

Attach EM Machine


Check integral isolation gate is fully open, fit rotation assembly, attach EM machine and apply pressure tests



5

Mill A Slot Over a 120° Path

Maintaining system line pressure, mill a slot over a 120° path
(Note: The slot normally is cut to provide for vertical valve alignment, but the installer can select any position.)



6

Retract The Milling Head


Retract the milling head, close the integral isolation gate. Replace the EM Machine with the resilient wedge bonnet, remove the rotation assembly and tighten casting fasteners to specified torque values



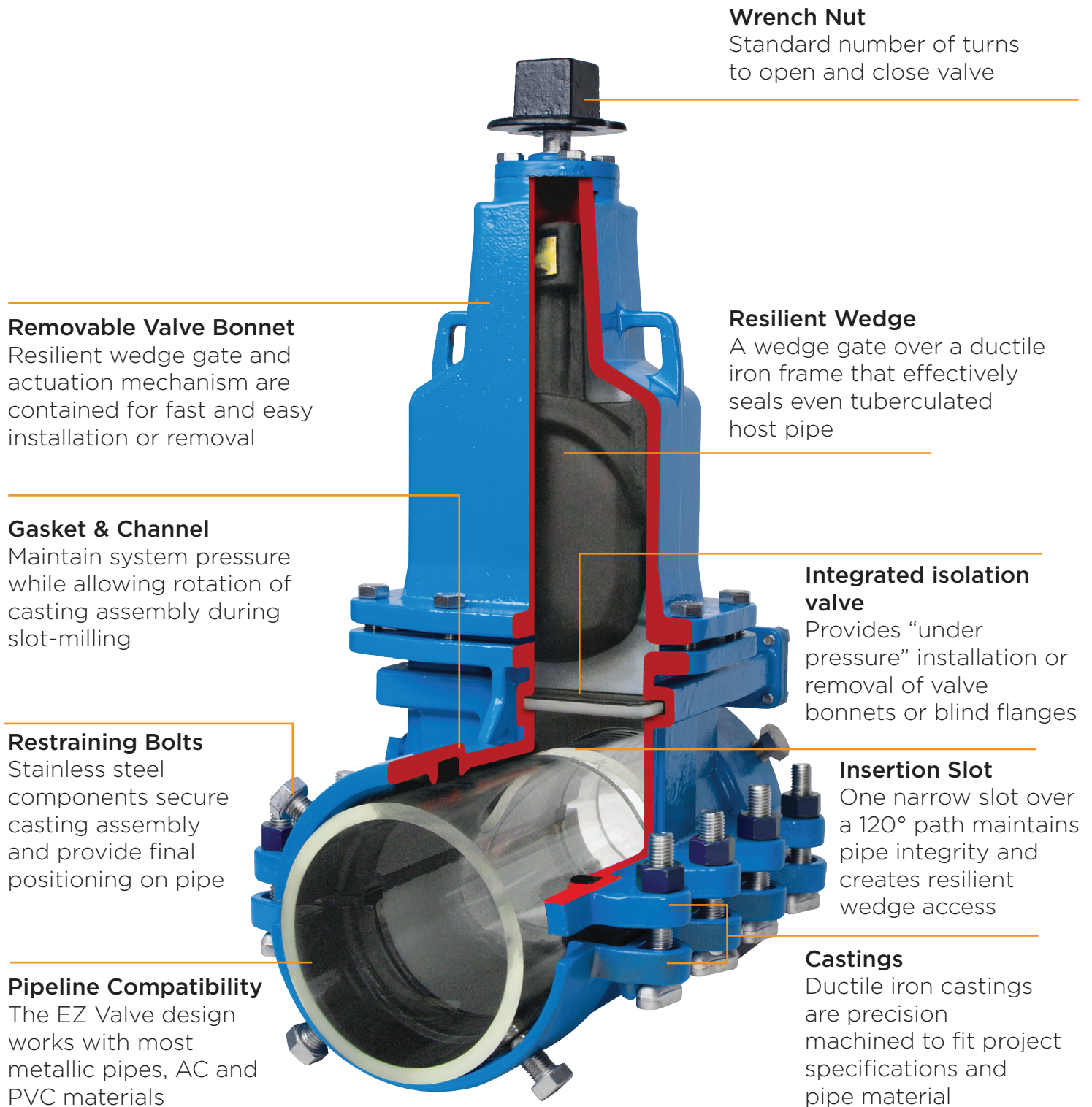
7

Open and Operate

Open the integral isolation gate and operate the AVT EZ Valve. For line stop applications, replace the valve bonnet with a blind flange using the integral isolation gate



CUT AWAY VALVE WITH KEY



4" TO 14" EZ VALVE DIMENSIONS & DIAMETRICAL RANGE

DIMENSIONS

Pipe Size	Height (H1)	Height (H2)	EM Height off Pipe (H3)	Flush Port Clearance
4"	23.71"	17.85"	28.6"	+18"
6"	28.6"	20.53"	28.28"	+18"
8"	34.95"	23.94"	28.19"	+18"
10"	39.28"	26.75"	29"	+18"
12"	43.78"	28.93"	29.18"	+18"
14"	53.77"	37.44"	25.44"	+18"

Pipe Size	Length	Width	Weight
4"	17.73"	11.74"	134lbs
6"	17.73"	13.95"	174lbs
8"	17.73"	16.39"	242lbs
10"	19.7"	18.91"	350lbs
12"	19.7"	21.28"	433lbs
14"	25.59"	23.22"	800lbs

Pipe Size	Actuator (A1)	Actuator (A2)	Actuator (A3)
4"	11.25"	12"	34.96"
6"	11.25"	12"	39.85"
8"	11.25"	12"	46.2"
10"	11.25"	12"	50.53"
12"	11.25"	12"	55.03"
14"	11.25"	12"	65.02"

DIAMETRICAL RANGE

Our standard casting cater for all pipe materials from IPS steel to oversized cast iron, our A/C casting (4" to 12") cater for: A/C 100, A/C 150, and A/C 200 size ranges.

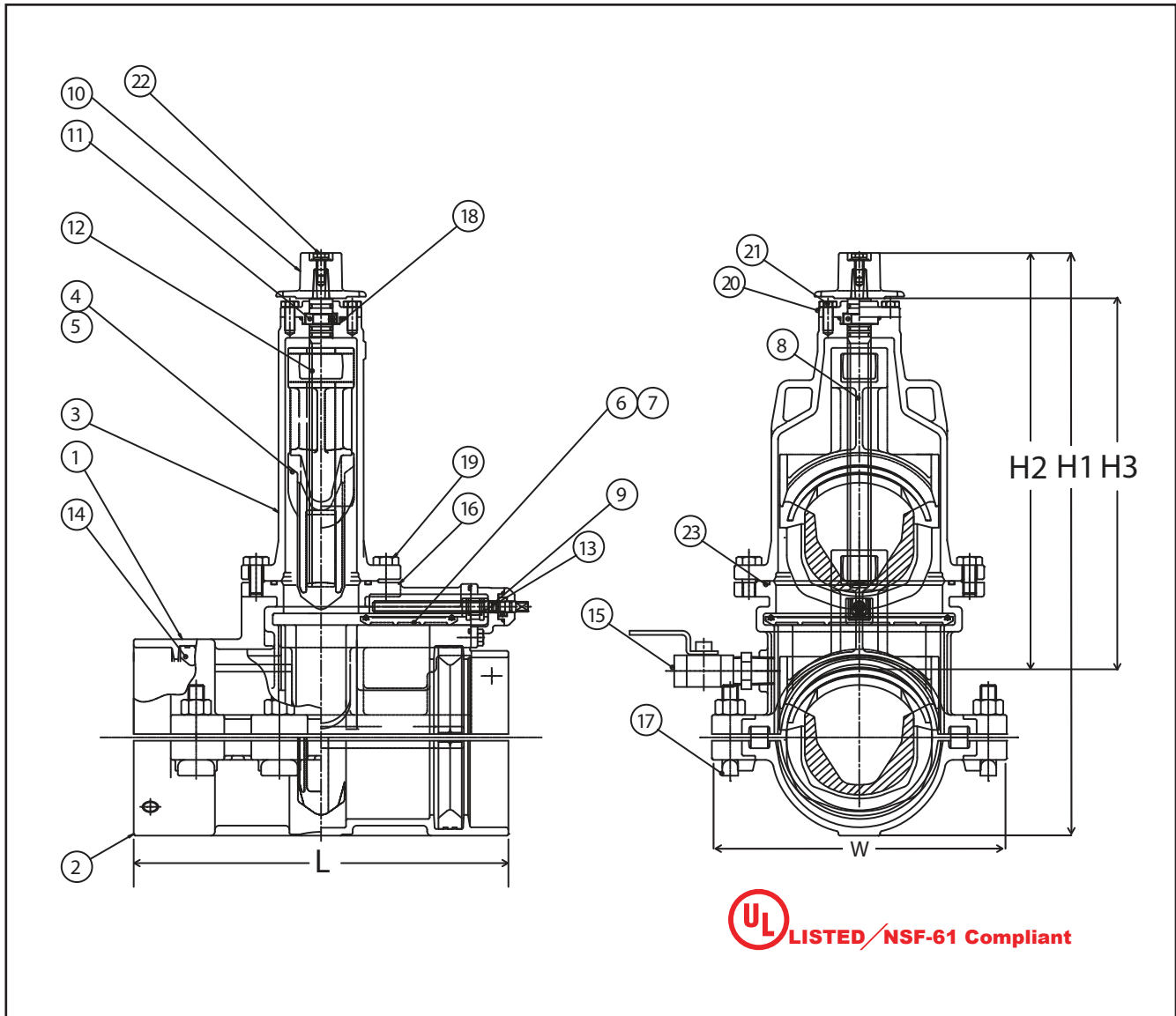
Pipe Size	Diametrical Range
4"	4.50" to 5.30"
6"	6.625" to 7.55"
8"	8.625" to 9.70"
10"	10.75" to 12.12"
12"	12.75" to 14.40"
14"	15.08" to 15.38"

INSTALLATION

Clean, joint-free length of pipe required to allow for standard EZ Valve installation.

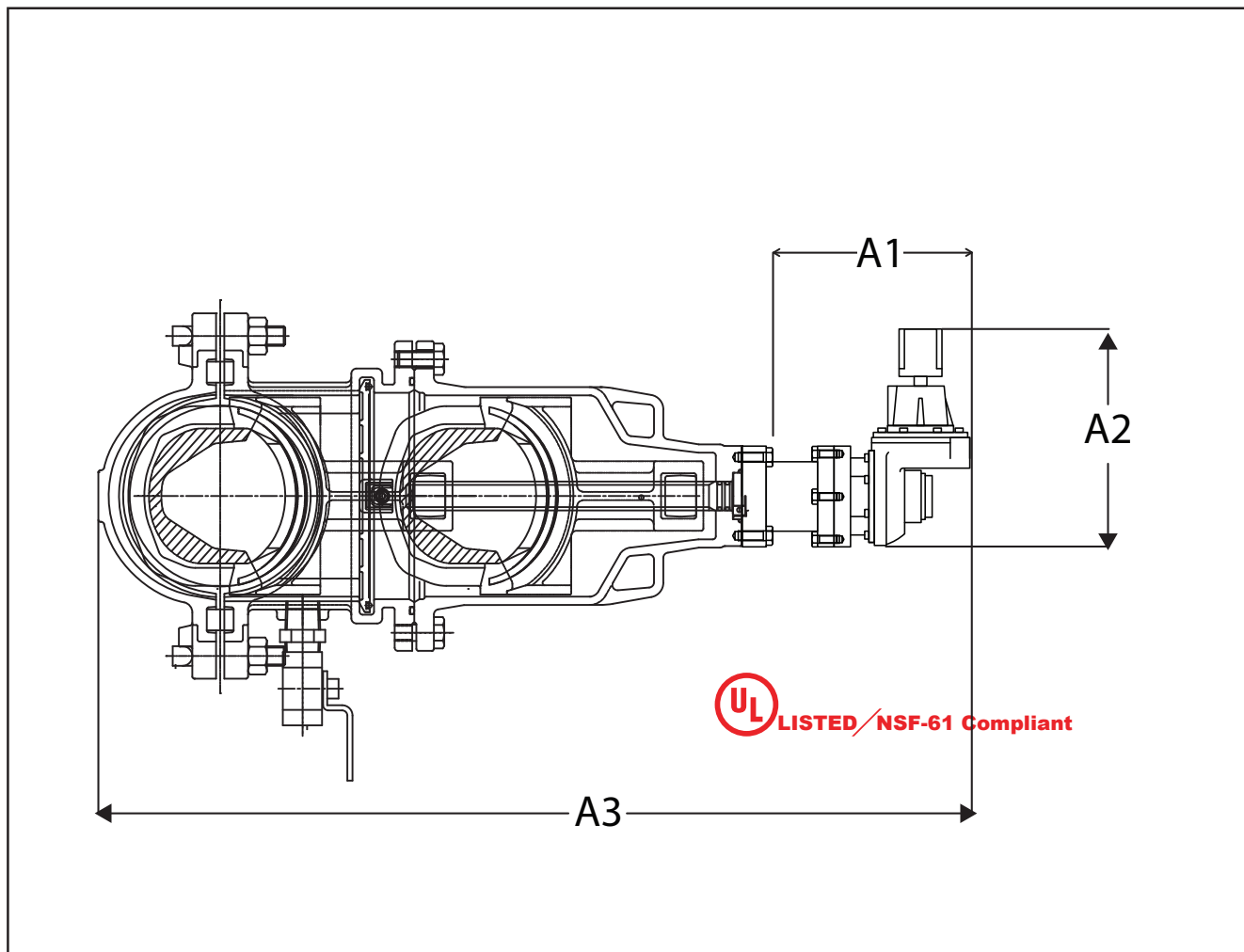
Size	Clean Pipe
4"	46"
6"	46"
8"	46"
10"	55"
12"	55"
14"	55"

4" TO 14" EZ VALVE SPECIFICATIONS



Item No	Description	Material
1	Upper Half of Body	DUCTILE IRON
2	Bottom Half of Body	DUCTILE IRON
3	Bonnet Body	DUCTILE IRON
4	Gate	DUCTILE IRON
5	Gate Rubber	EPDM
6	Isolation Gate	DUCTILE IRON
7	Isolation Gate Rubber	EPDM
8	Stem (Feed Screw)	STAINLESS STEEL
9	Isolation Gate Stem	STAINLESS STEEL
10	Wrench Nut	DUCTILE IRON
11	Set Collar	BRASS
12	Stem Nut	BRONZE
13	Isolation Gate Stem Nut	BRONZE
14	Gasket	EPDM
15	Chip Flushing Port	
16	EM Cutting Port	
17	Body Fasteners	DUCTILE IRON
18	O-Rings	BUNA-N
19	Bonnet Bolts	STAINLESS STEEL
20	Packing Gland	DUCTILE IRON
21	Packing Gland Bolts	STAINLESS STEEL
22	Bolt for Wrench Nut	STAINLESS STEEL
23	Bonnet O-Ring	EPDM

EZ VALVE WITH OPTIONAL ACTUATOR SUPPLIED



SPECIFICATIONS

- | | |
|---|--|
| 1. Bottom Half Body: DI. ASTM A536 65-45-12 (AWWA C-509-01) | 6. Stem: Stainless Steel 1 CR 12 (AWWA C-509-01) |
| 2. Upper Half Body: DI. ASTM A536 65-45-12 (AWWA C-509-01) | 7. Gasket: EPDM (AWWA C-509-01) |
| 3. Bonnet: DI. ASTM A536 65-45-12 (AWWA C-509-01) | 8. Set Collar: Brass ASTM C519100 (AWWA C-509-01) |
| 4. Gate: DI. ASTM A536 65-45-12 (AWWA C-509-01) | 9. Stem Nut: Bronze ASTM C90300 (AWWA C-509-01) |
| 5. Gate Rubber Coated: ASTM 10429 (AWWA C-509-01) | 10. Wrench Nut: DI. ASTM A536 65-45-12 (AWWA C-509-01) |

Warranty: A One Year warranty covers parts and labor for Equipment and Valves (Excluding Perishable Tooling and O-Rings) barring misuse or lack of routine maintenance.



Advanced Valve Technologies

www.AVTFittings.com

Sales@AVTFittings.com

TEXAS

621 Lockhaven Drive
Houston, TX 77073
P: +1 281 590 8491
F: +1 281 590 9528

ILLINOIS

800 Busse Road
Elk Grove Village, IL 60007
P: +1 847 364 3700
F: +1 847 364 8883

ILLINOIS

12601 South Homan Ave
Blue Island, IL 60406
P: +1 708 489 4901

Advanced Valve Technologies (AVT) is part of ClockSpring|NRI, the high-performance critical infrastructure solutions company. AVT's advanced solutions are based on simple designs that minimize risk to the environment and reduce costly downtime. Our primary focus is on disruptions in water service that cost providers money and leave end users without service.

EZ Valve® is a registered trademark of Advanced Valve Technologies LLC.
© 2022 Advanced Valves Technologies, LLC. All rights reserved.

V: 06.23.2022