

AVT® EZ VALVE®

100mm to 350mm data sheet



**Advanced Valve
Technologies**

www.AVTFittings.com

Sales@AVTFittings.com

AVT EZ VALVE 100MM TO 350MM

The award-winning AVT EZ Valve is the best choice for emergency repairs and the smartest solution for planned and emergency pipeline maintenance on 100mm to 350mm diameter lines.

This inline insertion valve can be installed on horizontal or vertical lines and requires a single excavation; so fixing a line is fast, with fewer disruptions to businesses and residents and less cost and risk for owners and operators. Even on pipe diameters from 100mm to 350mm these valves normally can be installed in about four hours.

Ranked among the industry's most innovative solutions, the light and compact AVT EZ Valve is designed with a built-in isolation gate that allows the valve to be installed under pressure, a design feature that permits flow through the line while the repair is being made. It is durable, reliable, and certified to industry standards.




BENEFITS & VALUES:

- No water shutoff required during installation
- No service interruption
- No fines for water shutoff
- No boil orders
- No customer notices
- No risk of plugging the line with a cut coupon
- No loss of pipe integrity
- Four times quicker to install than other valves on the market
- Only one excavation required for water line repair

APPLICATIONS:

- Municipal water networks
- Transmission and distribution lines
- Wastewater treatment plants
- Sewer force main
- Refining and petrochemical plants
- Offshore applications
- Commercial buildings / isolation
- High-rise buildings
- Multiple occupancy buildings
- Industrial process piping
- Ground storage tank isolation



FEATURES

DESIGN

- Unique, patented technology
- Low profile design
- Ductile iron castings
- Integrated isolation valve
- Patented gaskets which conform to irregular pipe geometries and sizes
- Size 100mm to 350mm

INSTALLATION

- Can be installed on all common pipe materials
- Installs at any angle
- Valve bonnet can be removed after a repair or remain in place as a permanent functioning valve

SAFETY

- Approved epoxy resin coated
- Stainless steel fasteners for secure positioning
- Working pressure of 250 PSI, (17 Bar) – Tested Pressure to 375 PSI (26 Bar)
- EZ Valve Components are WRAS Certified, meet AWWA C-509/C515 standards and UL Classified to NSF/ANSI Standard 61, Drinking Water System Components - Health Effects

INSTALL PROCESS

1

Prepare Insertion Site

Prepare insertion site by lubricating the gasket and contact areas



2

Lubricate Gasket Sets & Channels


Lubricate gasket sets and gasket channels in casting bodies



3

Assemble Ductile Iron Castings

Assemble ductile iron castings with ductile iron fasteners to accept a pressure test and temporarily allow rotation for milling



4

Attach EM Machine


Check integral isolation gate is fully open, fit rotation assembly, attach EM machine and apply pressure tests



5

Mill A Slot Over a 120° Path

Maintaining system line pressure, mill a slot over a 120° path (Note: The slot normally is cut to provide for vertical valve alignment, but the installer can select any position.)



6

Retract The Milling Head


Retract the milling head, close the integral isolation gate. Replace the EM Machine with the resilient wedge bonnet, remove the rotation assembly and tighten casting fasteners to specified torque values



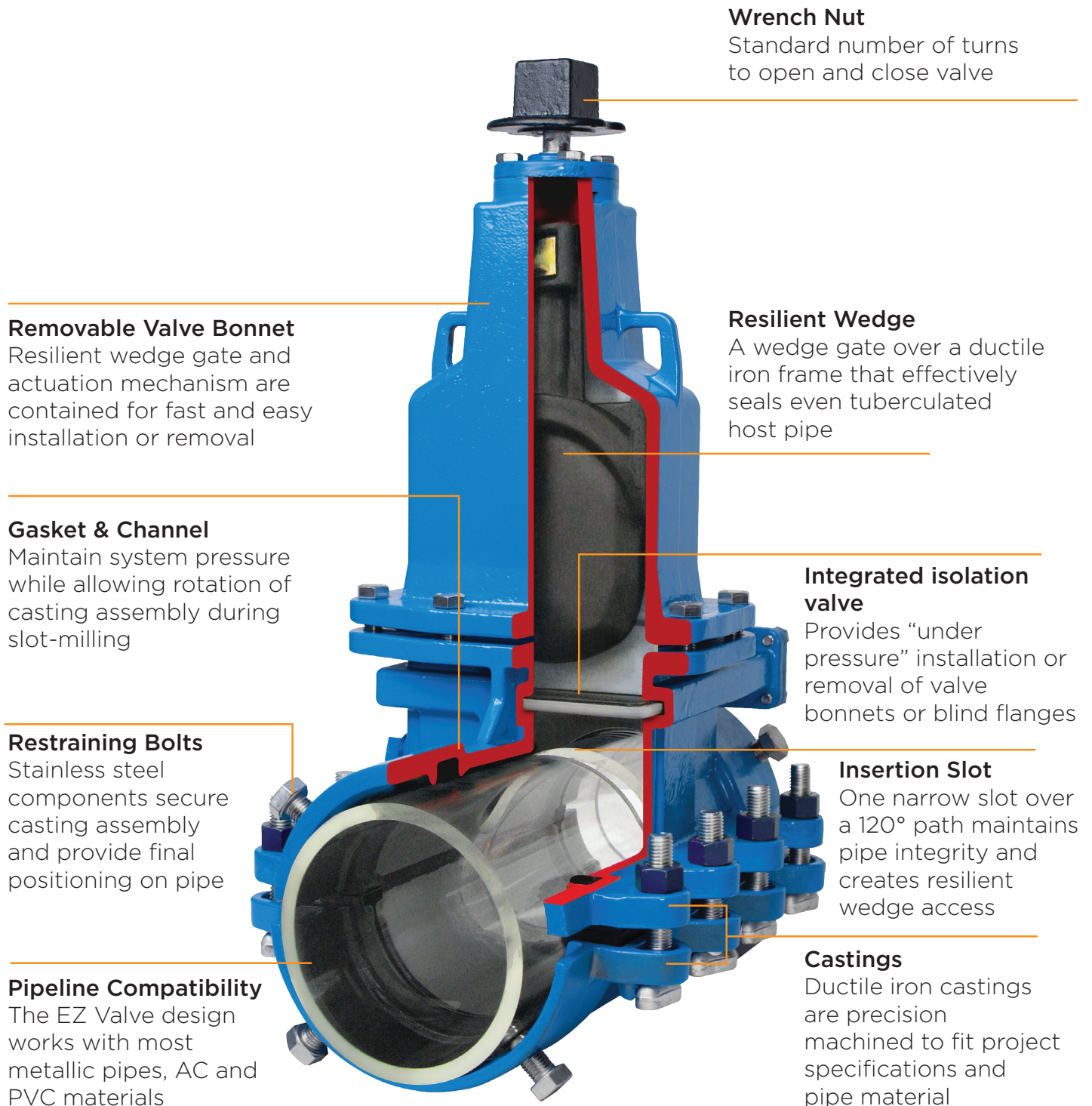
7

Open and Operate

Open the integral isolation gate and operate the AVT EZ Valve. For line stop applications, replace the valve bonnet with a blind flange using the integral isolation gate



CUT AWAY VALVE WITH KEY



100MM TO 350MM EZ VALVE DIMENSIONS & DIAMETRICAL RANGE

DIMENSIONS

Pipe Size	Height (H1)	Height (H2)	EM Height off Pipe (H3)	Flush Port Clearance
100mm	601.9mm	453.5mm	726.44mm	457mm
150mm	726.5mm	521.6mm	718.31mm	457mm
200mm	887.75mm	608.12mm	716.03mm	457mm
250mm	997.71mm	679.7mm	736.60mm	457mm
300mm	1112.01mm	735mm	741.17mm	457mm
350mm	1366mm	951mm	646.18mm	457mm

Pipe Size	Length	Width	Weight
100mm	450.3mm	298mm	61kg
150mm	450.3mm	354mm	79kg
200mm	450.3mm	416.3mm	110kg
250mm	500.3mm	480.3mm	159kg
300mm	500.3mm	540.5mm	201kg
350mm	650mm	590mm	362kg

Pipe Size	Actuator (A1)	Actuator (A2)	Actuator (A3)
100mm	285.75mm	300mm	887.65mm
150mm	285.75mm	300mm	1012.25mm
200mm	285.75mm	300mm	1173.5mm
250mm	285.75mm	300mm	1283.46mm
300mm	285.75mm	300mm	1397.76mm
350mm	285.75mm	300mm	1651.75mm

DIAMETRICAL RANGE

Our standard casting cater for all pipe materials from IPS steel to oversized cast iron, our A/C casting (100mm to 350mm) cater for: A/C 100, A/C 150, and A/C 200 size ranges.

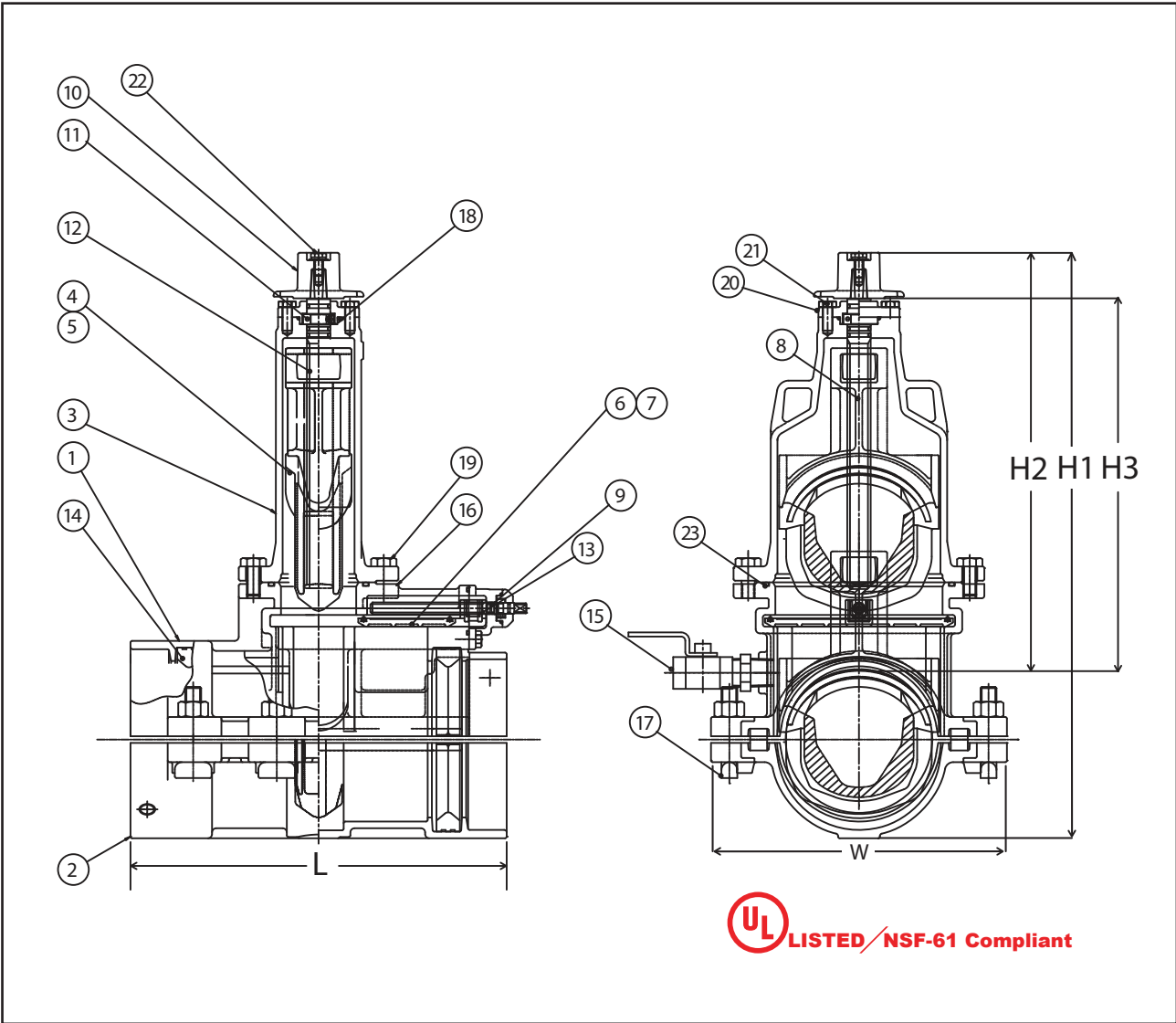
Pipe Size	Diametrical Range
100mm	122mm to 134mm
150mm	169mm to 191mm
200mm	219mm to 246mm
250mm	273mm to 307mm
300mm	324mm to 365mm
350mm	383mm to 390mm

INSTALLATION

Clean, joint-free length of pipe required to allow for standard EZ Valve installation.

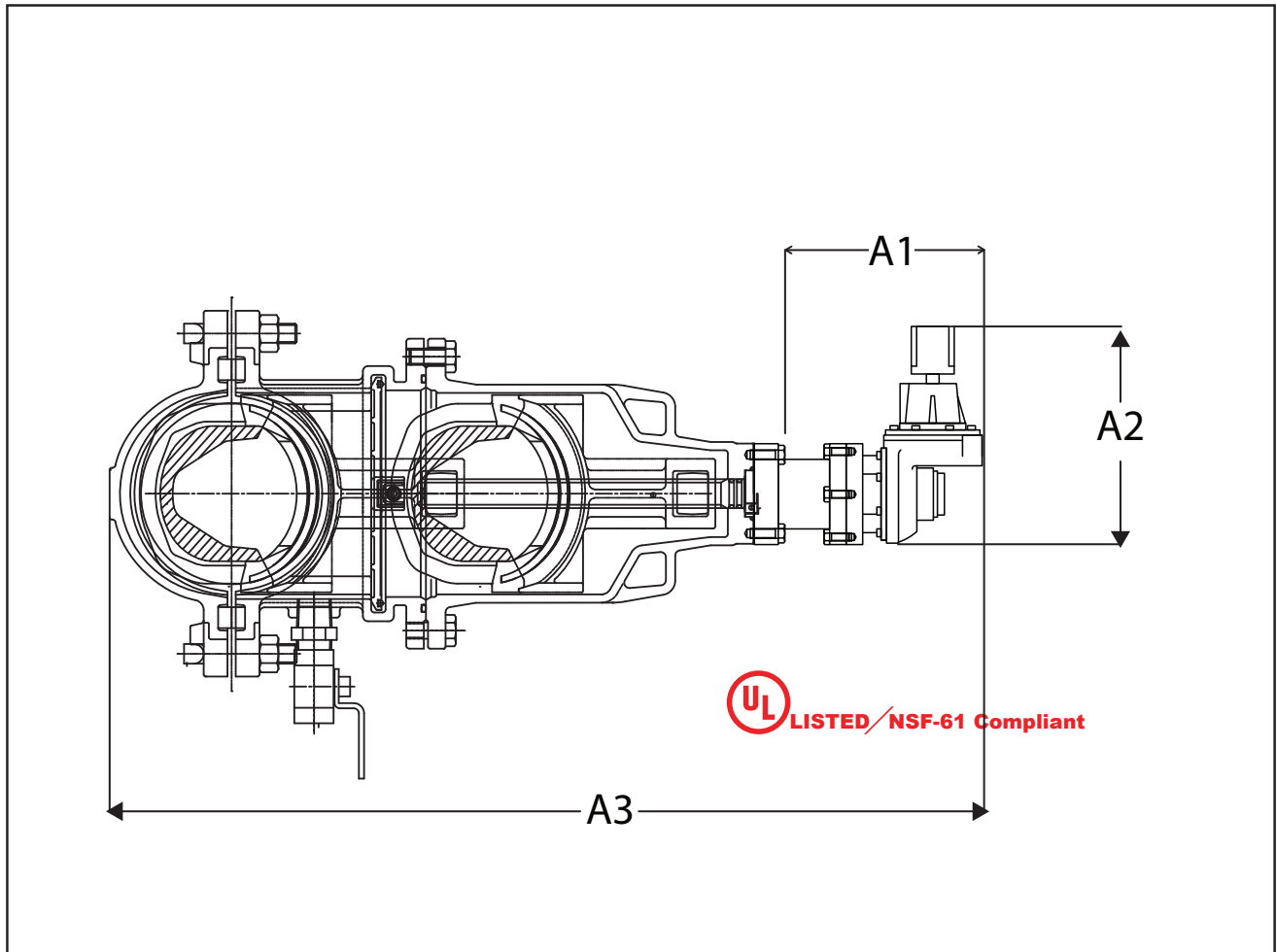
Size	Clean Pipe
100mm	1150mm
150mm	1150mm
200mm	1150mm
250mm	1400mm
300mm	1400mm
350mm	1400mm

100MM TO 350MM EZ VALVE SPECIFICATIONS



Item No	Description	Material
1	Upper Half of Body	DUCTILE IRON
2	Bottom Half of Body	DUCTILE IRON
3	Bonnet Body	DUCTILE IRON
4	Gate	DUCTILE IRON
5	Gate Rubber	EPDM
6	Isolation Gate	DUCTILE IRON
7	Isolation Gate Rubber	EPDM
8	Stem (Feed Screw)	STAINLESS STEEL
9	Isolation Gate Stem	STAINLESS STEEL
10	Wrench Nut	DUCTILE IRON
11	Set Collar	BRASS
12	Stem Nut	BRONZE
13	Isolation Gate Stem Nut	BRONZE
14	Gasket	EPDM
15	Chip Flushing Port	
16	EM Cutting Port	
17	Body Fasteners	DUCTILE IRON
18	O-Rings	BUNA-N
19	Bonnet Bolts	STAINLESS STEEL
20	Packing Gland	DUCTILE IRON
21	Packing Gland Bolts	STAINLESS STEEL
22	Bolt for Wrench Nut	STAINLESS STEEL
23	Bonnet O-Ring	EPDM

EZ VALVE WITH OPTIONAL ACTUATOR SUPPLIED



SPECIFICATIONS

1. Bottom Half Body: DI. ASTM A536 65-45-12 (AWWA C-509-01)
2. Upper Half Body: DI. ASTM A536 65-45-12 (AWWA C-509-01)
3. Bonnet: DI. ASTM A536 65-45-12 (AWWA C-509-01)
4. Gate: DI. ASTM A536 65-45-12 (AWWA C-509-01)
5. Gate Rubber Coated: ASTM 10429 (AWWA C-509-01)
6. Stem: Stainless Steel 1 CR 12 (AWWA C-509-01)
7. Gasket: EPDM (AWWA C-509-01)
8. Set Collar: Brass ASTM C519100 (AWWA C-509-01)
9. Stem Nut: Bronze ASTM C90300 (AWWA C-509-01)
10. Wrench Nut: DI. ASTM A536 65-45-12 (AWWA C-509-01)

Warranty: A One Year warranty covers parts and labor for Equipment and Valves (Excluding Perishable Tooling and O-Rings) barring misuse or lack of routine maintenance.



Advanced Valve Technologies

www.AVTFittings.com

Sales@AVTFittings.com

ILLINOIS

800 Busse Road
Elk Grove Village, IL 60007
P: +1 847 364 3700
F: +1 847 364 8883

ILLINOIS

12601 South Homan Ave
Blue Island, IL 60406
P: +1 708 489 4901

Advanced Valve Technologies (AVT) is part of ClockSpring|NRI, the high-performance critical infrastructure solutions company. AVT's advanced solutions are based on simple designs that minimize risk to the environment and reduce costly downtime. Our primary focus is on disruptions in water service that cost providers money and leave end users without service.

EZ Valve® is a registered trademark of Advanced Valve Technologies LLC.
© 2022 Advanced Valves Technologies, LLC. All rights reserved.

V: 09.30.2022